

**bourdon tube pressure gauges**  
**anti-vibration heavy duty version**  
**DS 4" (100mm)**

**MGS10**



Instruments designed for use on power units, pumps, hydro-cleaning machines, presses, engine compressors, turbines, diesel engines, chemical, petrochemical and refrigerating plants and on machines and equipment where pulsating pressures or mechanical vibrations are apparent. They can be used with gaseous or liquid media which do not corrode copper alloy and which do not have high viscosity or do not cristalize.

**Standard Model**

**Design:** EN 837-1.

**Safety designation:** S1 as per EN 837-2.

**Ranges:** from 0...15 to 0...15000 PSI (from 0...1 to 0...1000 bar or other equivalent units).

**Accuracy class:** 1,0 as per EN 837-1.

**Ambient temperature:** -13...+149 °F (-25...+65 °C)

**Process fluid temperature:**

-13...+149 °F (-25...+65 °C) for ranges  $\leq 600$  psi (40 bar);

-13...+248 °F (-25...+120 °C) per campi  $\geq 600$  psi (40 bar).

**Thermal drift:**  $\pm 0,4$  % / 10 K of range (starting from 68°F - 20°C).

**Working pressure:**

100% of FSV for static pressure;

90% of FSV for pulsating pressure;

**Overpressure limit:** 30% of FSV (max 12 h).

**Protection degree:** IP 55 as per IEC 529.

**Socket material:**

copper alloy with internal restrictor  $\varnothing 0.03$ " (0,8 mm).

**Bourdon tube:**

copper alloy for ranges  $\leq 600$  psi (40 bar);

AISI 316L st.st.for ranges  $> 600$  psi (40 bar).

**Case:** stainless steel.

**Ring:** stainless steel, bayonet lock

**Window:** tempered glass

**Movement:** copper.

**Dial:** aluminium, white with black markings

**Pointer:** aluminium ,black

**Fillable Model**

**Protection degree:** IP 67 as per IEC 529.

**Other features:** as Standard Model.

**Filled Model**

**Damping liquid:** glycerine 98%, silicon oil or fluorinated fluid.

**Ambient temperature:**

+59...+149 °F (+15...+65 °C) with glycerine filling;

-49...+149 °F (-45...+65 °C) with silicon oil filling;

-76...+149 °F (-60...+65 °C) with fluorinated fluid filling.

**Process fluid temperature:** max +149°F (+65 °C).

**Protection degree:** IP 67 as per IEC 529.

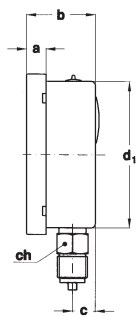
**Other features:** as Standard Model

**bourdon tube pressure gauge**  
**anti-vibration heavy duty version, DS 4" (100mm)**

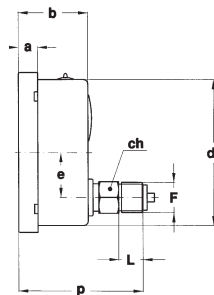
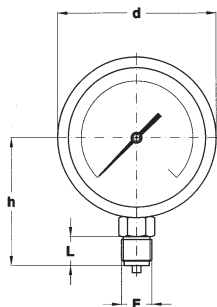
**MGs 10**

REV.1 E 03/05

IN ORDER TO IMPROVE THEIR PRODUCTION, MESSRS. NUOVA FIMA RESERVE THE RIGHT TO THEMSELVES TO MAKE ALL THE MODIFICATIONS THAT THEY DEEM INDISPENSABLE AT ANY TIME. UPDATED DATA SHEETS ARE AVAILABLE ON SITE: [www.nuovafima.com](http://www.nuovafima.com)



**LOWER CONNECTION MOUNTING**



**BACK CONNECTION MOUNTING**

Mounting	F	a	b	c	d	d <sub>1</sub>	e	h	p	ch	L	Weight (1)
Lower	1/2-14 NPT - G 1/2 A	0.51" (13)	1.91" (48,6)	0.63" (16,1)	4.35" (110,6)	3.97" (101)		3.38" (86)		0.86" (22)	0.78" (20)	1.14 lbs (0,52 kg)
Back	1/2-14 NPT - G 1/2 A	0.51" (13)	1.91" (48,6)		4.35" (110,6)	3.97" (101)	1.22" (31)		3.41" (86,8)	0.86" (22)	0.78" (20)	1.25 lbs (0,57 kg)

dimensions : inches (mm)

(1) add 0.72 lbs (0,33 kg) when filled

**OPTIONS**

Model	standard	fillable	filled
"U"-clamp, for back connection pressure gauges	♦	♦	♦
Back flange, for lower connection pressure gauges	♦	♦	♦
Front flange, for back connection pressure gauges	♦	♦	♦
Maximum pointer IP 44 on plexiglas window (1)	♦		
Maximum pointer IP 65 on plexiglas window (1)		♦	♦
Reference pointer "MN7"	♦		
Suitable for filling with silicone		♦	
Silicone filling			♦
Fluorinated fluid filling			♦
Safety glass window	♦	♦	♦

(1) Accuracy refers to the area free from the maximum pointer action.

**"HOW TO ORDER" SEQUENCE**

Section / Model/Case /Mounting / Diameter / Special version / Range / Process connection / Variables

